



## Redefining Success:

# The 2024 Survey of Community College Outcomes

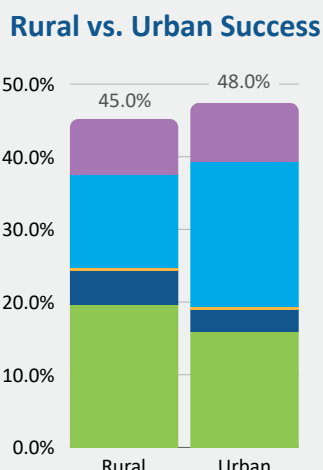
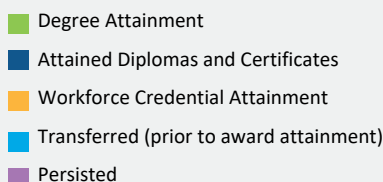
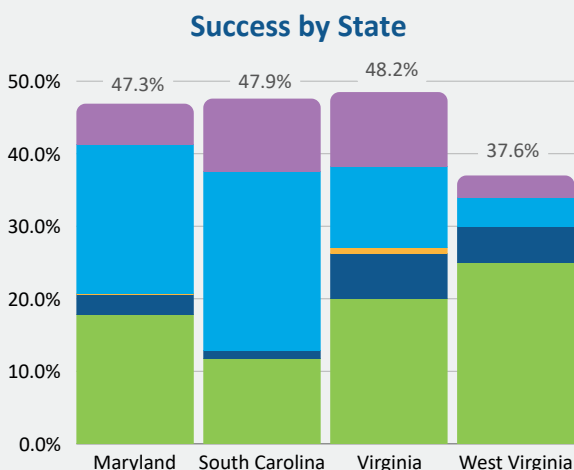
Initially launched in 2021 as a pilot study of 10 schools, this latest edition of the Survey of Community College Outcomes covers 121 schools across five states. The 2024 survey captures data on enrollment and awards for the 2022-2023 academic year as well as student success rates for the 2019-2020 cohort.

Currently, the primary data used to understand postsecondary outcomes in the United States is the Integrated Postsecondary Education Data System (IPEDS), which measures the graduation rate and select certificate completion rates of first-time, full-time students; this means that part-time students, most high school students and those who have previously attended other institutions are left out of the IPEDS measure.

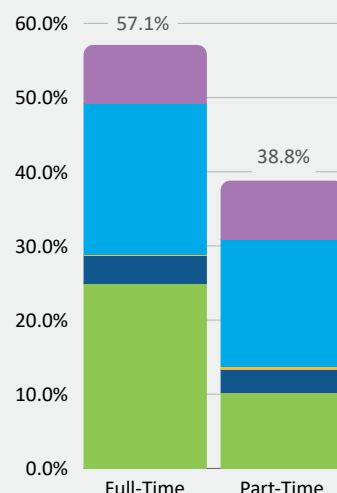
## How we're changing the narrative:

- **The Richmond Fed success rate takes a broader, more flexible approach to defining success** - one that recognizes students' diverse educational goals - and includes four outcomes rather than just one: awarded an associate degree, a diploma or certificate, attained an industry-recognized licensure or credential, transferred to a four-year institution prior to award attainment, and persisted in enrollment in good standing.
- **Our survey broadens the scope of what is measured** - looking at non-credit, dual enrollment and part-time student success - which are important and unique ways community colleges support their students' career training.
- In 2024, the Richmond Fed conducted a District-wide **wraparound services survey** to identify what services are offered by community colleges to support their students' needs, how they are funded and what gaps still exist.

## Highlighting the Different Pathways to Success



## Full-time vs. Part-time Success

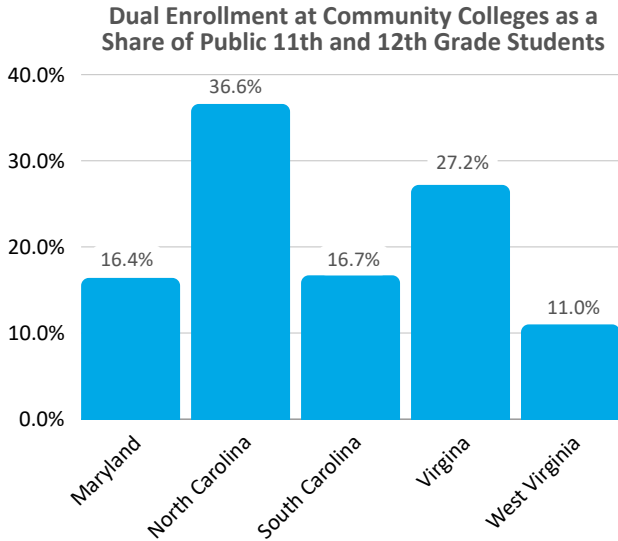


Note: Percentages represent aggregate total success rate across the 63 institutions in the sample.

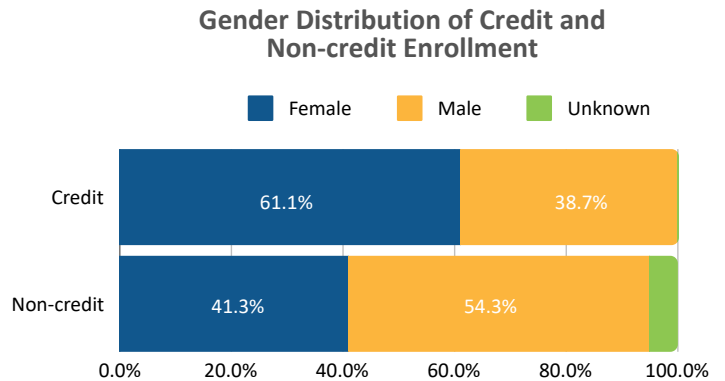
North Carolina data will be available in early 2025.

Source: FRBR 2024 Survey of Community College Outcomes

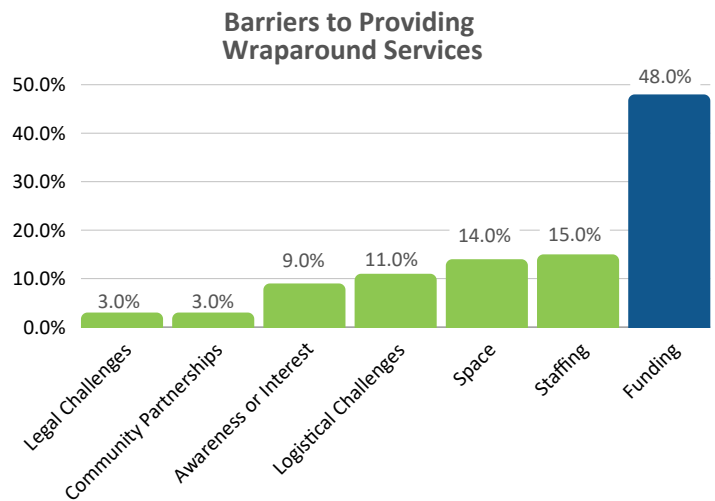
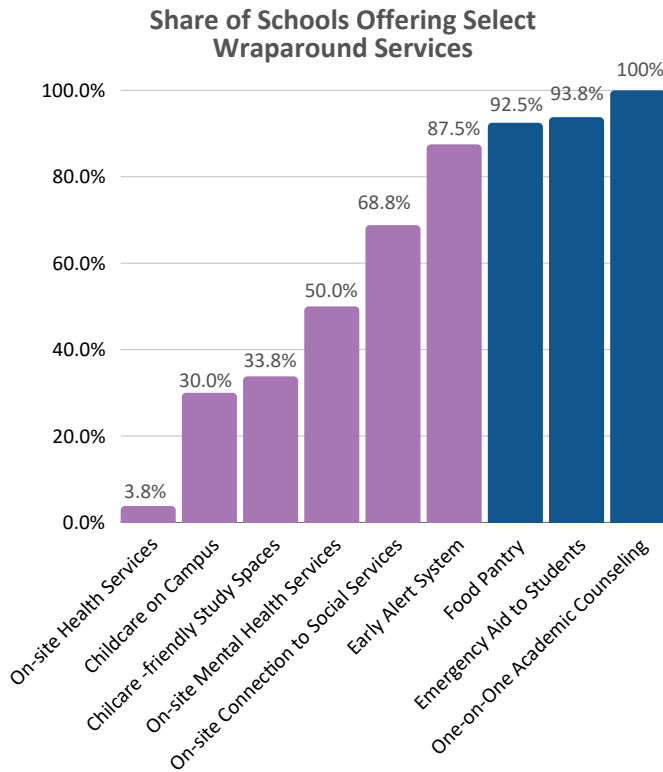
**Dual enrollment prevalence varies across states and localities in the District. State policies, the cost to students and K-12 partnerships matter.**



**Are males forgoing higher education? Non-credit enrollment shows they may be navigating towards shorter-term programs.**



**Schools want to provide wraparound services for their students, but funding is a significant barrier.**



To learn more about the Richmond Fed’s Survey of Community College Outcomes and view more data from the 2024 survey, visit: [www.richmondfed.org/communitycolleges](http://www.richmondfed.org/communitycolleges)

