

Regional Surveys of Business Activity

Carolinas Survey of Business Activity

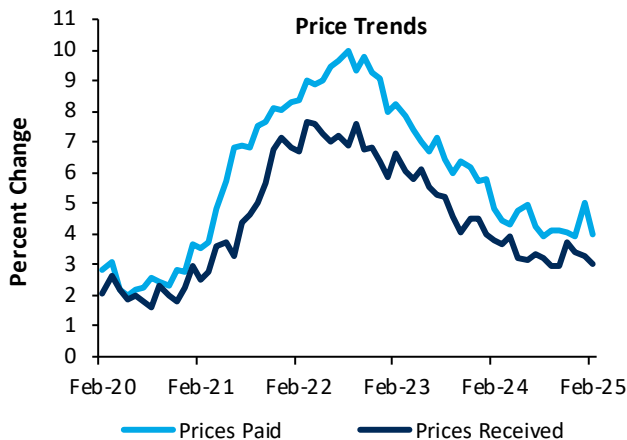
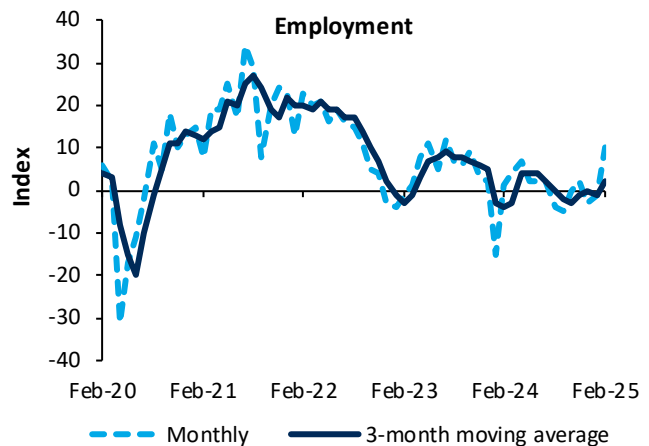
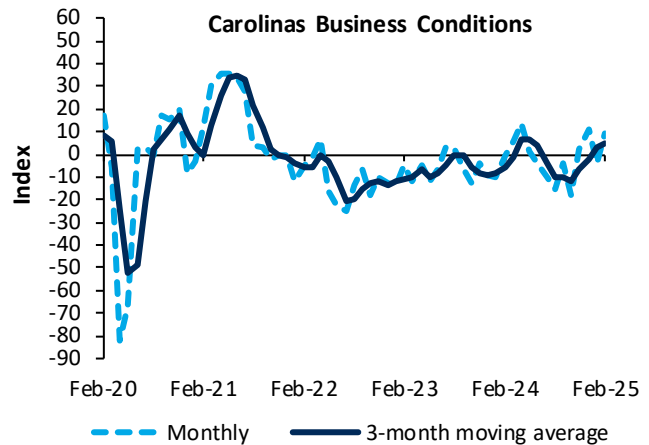
February 27, 2025

Business Activity in the Carolinas Improved in February

Business activity in the Carolinas improved in February, according to the most recent survey from the Federal Reserve Bank of Richmond. The general business conditions index rose from -4 in January to 9 in February, while the corresponding expectations index fell but remained comfortably in positive territory. The sales index rose notably from -12 in January to 10 in February. Its corresponding expectations index was relatively unchanged and remained firmly in positive territory.

The employment index increased from -1 in January to 10 in February while the wages index edged up to 27 from 25. Most firms expected to increase wages over the near-term, as the forward-looking wages index remained firmly in positive territory. Firms reported little change in their ability to find workers with the desired skills and anticipated little change over the next six months.

Average year-over-year growth in prices paid decreased notably, while average growth in prices received decreased slightly in February. Firms expected little change in price growth in the next year.



Regional Surveys of Business Activity

Carolinas Survey of Business Activity

February 27, 2025

Business Activity Indexes ¹						
Business Conditions in the Carolinas	Current Conditions			Expectations ²		
	Feb-25	Jan-25	Dec-24	Feb-25	Jan-25	Dec-24
General Business Conditions	9	-4	11	24	40	44
Sales	10	-12	10	47	48	53
Employment						
Number of Employees	10	-1	-3	18	25	26
Availability of Skills Needed	1	-1	0	1	1	-3
Wages	27	25	22	54	53	62
Spending						
Business Services Expenditures	-5	-2	-6	-3	12	10
Total Capital Expenditures	4	3	-4	11	20	11
Equipment or Software Expenditures	6	2	-3	13	18	20
Price Trends³						
Prices Paid	3.97	5.00	3.93	3.83	4.28	3.80
Prices Received	3.00	3.27	3.40	3.12	3.51	3.35

Technical Notes:

- Each index equals the percentage of responding firms reporting increase minus the percentage reporting decrease. Data are not seasonally adjusted. Results are based on responses from 103-105 firms. All firms surveyed are located within the states of North Carolina and South Carolina.
- Expectations refer to the time period six months out from the survey period.
- Current price changes are percentages over the last 12 months. Expected price changes are expected changes over the next 12 months.

For further information, contact Jason Kosakow at 571.287.0448 or Rich.RegionalSurveyTeam@rich.frb.org