

Regional Surveys of Business Activity

Carolinas Survey of Business Activity

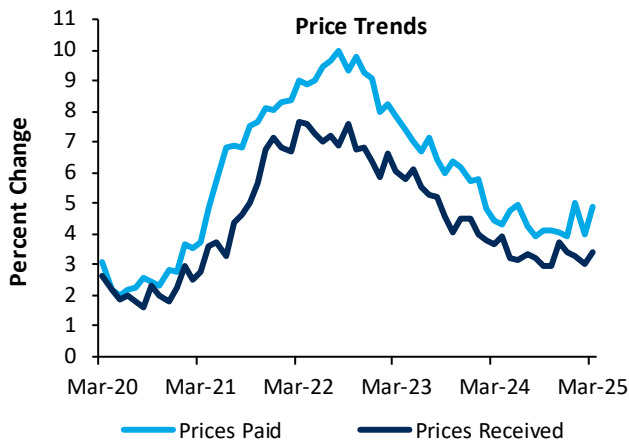
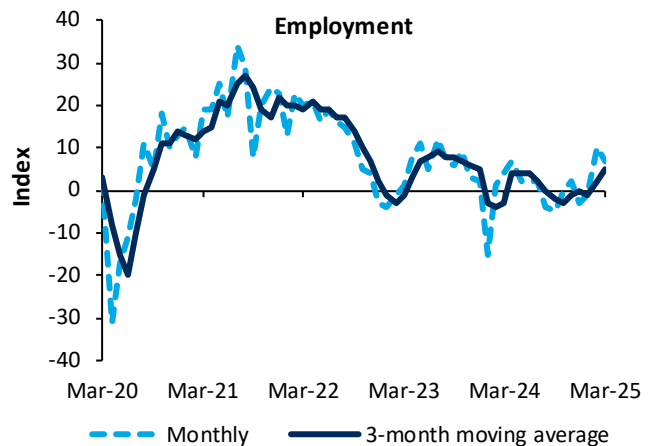
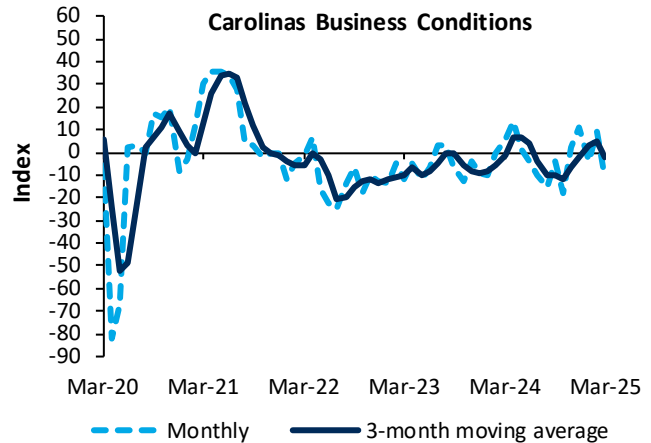
March 27, 2025

Business Activity in the Carolinas Slowed in March

Business activity in the Carolinas slowed in March, according to the most recent survey from the Federal Reserve Bank of Richmond. The general business conditions index decreased notably from 9 in February to -11 in March, and the corresponding expectations index fell from 24 to 1. The sales index also fell notably from 10 in February to -6 in March. Its corresponding expectations index decreased but remained in positive territory.

The employment index edged down from 10 in February to 7 in March while the wages index decreased from 27 to 21. Firms expected to increase wages over the near term, as the forward-looking wages index remained firmly in positive territory. Firms reported little change in their ability to find workers with the desired skills but anticipated some improvement over the next six months.

Average year-over-year growth in prices paid increased notably, while average growth in prices received increased somewhat in March. Firms expected further growth in prices paid and prices received over the next 12 months.



Regional Surveys of Business Activity

Carolinas Survey of Business Activity

March 27, 2025

Business Activity Indexes ¹						
Business Conditions in the Carolinas	Current Conditions			Expectations ²		
	Mar-25	Feb-25	Jan-25	Mar-25	Feb-25	Jan-25
General Business Conditions	-11	9	-4	1	24	40
Sales	-6	10	-12	25	47	48
Employment						
Number of Employees	7	10	-1	16	18	25
Availability of Skills Needed	5	1	-1	13	1	1
Wages	21	27	25	39	54	53
Spending						
Business Services Expenditures	-13	-5	-2	-7	-3	12
Total Capital Expenditures	-7	4	3	6	11	20
Equipment or Software Expenditures	1	6	2	5	13	18
Price Trends³						
Prices Paid	4.91	3.97	5.00	5.15	3.83	4.28
Prices Received	3.39	3.00	3.27	3.56	3.12	3.51

Technical Notes:

- Each index equals the percentage of responding firms reporting increase minus the percentage reporting decrease. Data are not seasonally adjusted. Results are based on responses from 100-102 firms. All firms surveyed are located within the states of North Carolina and South Carolina.
- Expectations refer to the time period six months out from the survey period.
- Current price changes are percentages over the last 12 months. Expected price changes are expected changes over the next 12 months.

For more information contact Rich.RegionalSurveyTeam@rich.frb.org